

# J. D. Trucking Disposal & Recycling

Hwy. 28 and Waldo, Just east of the tracks, in Waldo, WI  
 (920) 528-7162

To report missed pick-ups please call J.D.Trucking (920)528-7162

PICK-UP DAYS THAT FALL ON A HOLIDAY WILL BE PICKED UP ONE DAY LATER.  
 Regular garbage pickup is every Monday morning. Recyclables will also be picked up at that time.

## SOLID WASTE AND BULK MATERIAL DISPOSAL

### BULKY MATERIALS

Couches, chairs, mattresses, TV's etc. can be placed curbside with regular trash. Please call ahead (920) 528-7162.

### APPLIANCES

Special pickups can be arranged or drop-off is an option. (920) 528-7162

### COMPOSTABLES

Grass, Leaves, Garden Waste-Brush, No curb side pickup. Please use J.D. Trucking drop-off. (920) 528-7162





### DUMPSTERS

Available for remodeling and demolition debris. Spring and Fall clean up.  
 (920) 528-7162



### DROP-OFF CENTER

Open the following hours for waste disposal, recycling and Aluminum Buy Back:  
 Monday and Wednesday from 3:00 to 5:00 p.m. Saturday from 9:00 a.m. to 3:30 p.m.  
*Items brought to the drop-off center carry extra charges.*

Place these items in the clear recycling bag:

	MATERIAL	WHAT DO I RECYCLE?	CLEANING & PREPARATION	WHAT CAN'T BE RECYCLED?
PLACE THESE ITEMS IN THE SAME CLEAR BAG	 Glass	<b>ONLY</b> Green, Brown and Clear Bottles and Jars	Remove Lids & Caps EMPTY & RINSE CLEAN	Other Glass or Ceramic Items
	 Plastic	<b>ONLY</b> Milk Jugs & Soda Bottles only #1 & #2	RINSE CLEAN Remove and Discard Lids Crush Bottles	Anything with #3-#7
	 Tin and Steel Cans	Food Cans <b>ONLY</b>	All Cans Must Be EMPTY & RINSE CLEAN	Cardboard Sided Juice Cans Aerosol Cans Paint Cans
PLACE THESE ITEMS IN THE SAME CLEAR BAG	 Aluminum	Cans <b>ONLY</b>	All Pet Food Cans Must Be EMPTY & RINSE CLEAN	Foil & Bottle Caps

Other recyclable items:

MATERIAL	WHAT DO I RECYCLE?	INSTRUCTIONS	WHAT CAN'T BE RECYCLED?
 Newspapers	Newspapers <b>ONLY</b>	Tie with sturdy string or twine in both directions or double bag in paper grocery bags.	Glossy Inserts Junk Mail
 Corrugated Cardboard	<b>ONLY</b> Corrugated Boxes	Flatten boxes. Tape or tie with sturdy string or twine into 2' x 2' bundles.	Anything <b>NOT</b> Corrugated Cardboard
<b>Old Clothing</b>	T-Shirts, Sweatshirts	Bag Separately	